



KJScheidegger's Underwater Artistry

103 Academy Street
Phone: 608/437-3343

Mt. Horeb, Wisconsin 53572
fshwrshp@mhtc.net

Project Order

Order No.



Client Name			Date		
Address					
City		State/Province	Zip Code	Country	
Phone Number	Fax Number		Email Address		

Check all that apply:

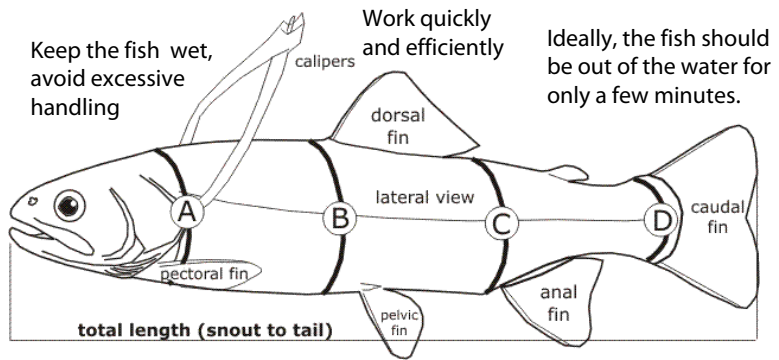
I would like my fish recreated from: Wood High Density Urethane

I would like my fish to be a: 3D Sculpture Wall mount: Habitat None

Traditional half-body on plaque Traditional copper-finned decoy

I would like my fish to: Face right  Face left  No preference

Fish species:



Measurements: A - immediately behind the gill covers; B - deepest point on body; C - immediately in front of anal fin, and D - in front of tail. Note: If you are unable to get all the measurements, the total length and girth at B are the most important measurements.

3 Provide color notes, other observations, or additional instructions:

1 Take a variety of photographs: lateral view, top view, bottom view, head, fins, eye, etc.

2 Using a calipers or a flexible, soft plastic/cloth measuring tape, measure and record the following to the nearest quarter inch:

Width at:	Girth at:
A _____	A _____
B _____	B _____
C _____	C _____
D _____	D _____

Total length _____

4 Complete form and all the requested information and submit it by email by selecting the button below.